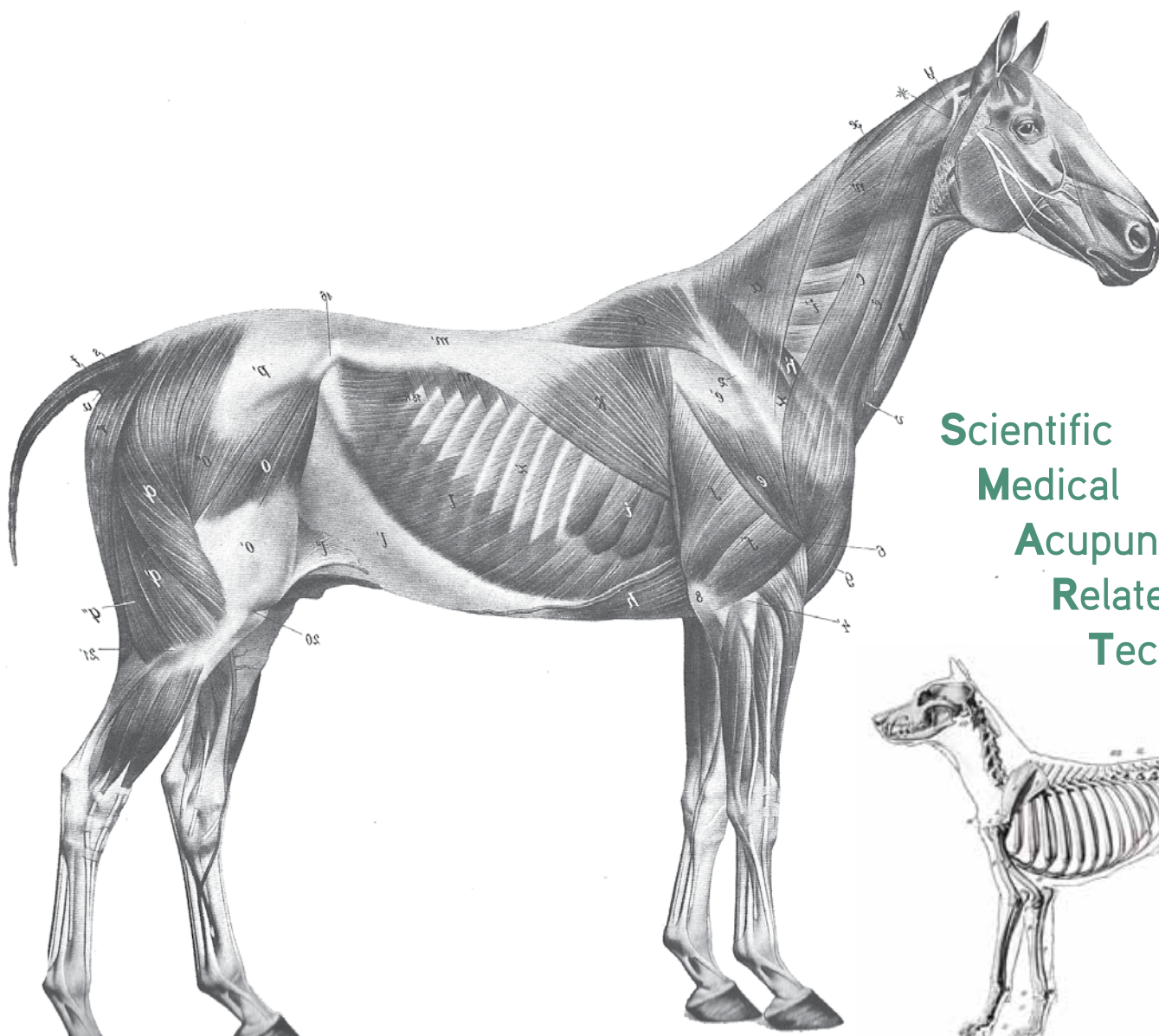


Sessions run monthly February to May!



Scientific
Medical
Acupuncture and
Related
Techniques



Medical Acupuncture for Veterinarians

The "SMART" Course

2012



Colorado Veterinary
Medical Association

Colorado
State
University

Center for Comparative
and Integrative Pain
Medicine



INTERNATIONAL ACADEMY OF
VETERINARY MEDICAL ACUPUNCTURE



Medical Acupuncture
for Veterinarians



“I love being a part of this course because it constantly evolves as new research findings are incorporated and the dedicated team of instructors continues their professional growth and teaching. The curriculum is intense, up-to-date, and practical. The energy of the entire program is unlike anything I’ve ever done. This course is the most amazing continuing education I have experienced.”

*Lisa Lancaster, DVM
Clinical Preceptor*

New for 2012!

In an effort to accommodate all who are seeking to add acupuncture to their practice, MAV now has additional registration options.

- **STANDARD FORMAT:**

The option to take three or four 5-day sessions (one per month). This allows the course participant to track general (all four sessions) or small animal/exotic (three sessions), or farm animal/equine (three sessions).

- **NEW OPTION:**

Two 10-day intensives. This option is geared to the needs of professional veterinary medical (PVM) students who need to conform to the AVMA’s revised requirement for 2-week rotations. Sessions I and II are coupled and completed within a 10-day span. Sessions III and IV are also adjoined.

The two 10-day intensives are intended for student enrollment.

Veterinarians seeking to opt into the intensive format can submit a request for entry to Bonnie Yordy at BonnieYordy@colovma.org.

Applications will be considered on a first-come basis depending on available seating.

Session I:

Structure-Function Relationships of Medical Acupuncture and Related Techniques
February 1–5, 2012 (applies to both standard and intensive formats)

Session II:

Clinical Applications of Medical Acupuncture and Related Techniques
February 6–10, 2012 (intensive) or March 7–11, 2012 (standard)

Session III:

Equine, Farm Animal and Animals Used for Food and Fiber Track
April 11–15, 2012 (standard and intensive formats)

Session IV:

Small Animal and Exotics Track
April 16–20, 2012 (intensive) or May 2–6, 2012 (standard)

Tracking Options

MAV offers tracking options. Attendees can register for all four sessions or focus on small animal/exotics or farm animal/equine.

Returning MAV Grads

MAV grads may enroll in the session(s) of their choice.

Anatomical artwork provided by
Dover Publications –
*An Atlas of Animal Anatomy
for Artists and The Anatomy of the Horse*



Course Information

WHAT MAKES MAV THE “SMART” CHOICE?

Medical Acupuncture for Veterinarians (MAV) is the premier program that provides critically evaluated, scientifically based, and evidentially informed instruction in acupuncture and related techniques such as laser therapy and massage. Its comprehensive and well-orchestrated curriculum guides students methodically through a fact-based format beginning with neuroanatomy, neurophysiology, and neuromodulation. MAV then builds upon this foundational medical material based on current thinking and modern medical paradigms to teach approaches that integrate scientific, medical acupuncture and related techniques (SMART) into daily patient care.

Learn now how to perform clinically meaningful and rationally based SMART approaches to treat a wide array of conditions including spinal cord injury and disk disease, gastrointestinal motility disorders, cranial and peripheral neuropathies, lameness of musculoskeletal or neurologic origin, urinary incontinence and voiding dysfunction, arthritis, oncologic pain, rehabilitation challenges, immune dysfunction, and a host of other problems.

Arm yourself with the facts about how acupuncture works and what it does, citing actual mechanisms of action instead of metaphors.

Expand your diagnostic skills through informed palpation. With your ten new “thinking fingers” as allies, you will find out where your patients hurt and why with much more accuracy and sensitivity than ever before.



“Thank you so much for providing us with the course, I absolutely loved it and my employer and fellow associates at a small animal practice are so thrilled that I am doing acupuncture from a medical/neurophysiologic approach!”

~ Former Student

Narda G. Robinson, DO, DVM, MS, FAAMA (pictured at right) is the country’s leading authority on scientific complementary and alternative veterinary medicine (CAVM). With over two decades of practicing, teaching, and writing about holistic approaches in both veterinary and human osteopathic medicine, Dr. Robinson delivers straight talk on CAVM to help health-care professionals sort fact from fiction.

A scholar, researcher, and widely read author on evidence-based approaches to CAVM, Dr. Robinson holds the only professorship at a veterinary college designed specifically to investigate the legitimacy of CAVM. In 1998, she launched Colorado State University’s first integrative medicine service and she now heads the Colorado State University Center for Comparative and Integrative Pain Medicine. Dr. Narda has taught a variety of continuing education courses in CAVM since 1997, ranging from medical acupuncture and medical massage to botanical medicine and integrative pain medicine. She holds a Bachelor of Arts (AB) degree from Harvard/Radcliffe, a doctorate in osteopathic medicine (DO) from the Texas College of Osteopathic Medicine, and both a doctorate in veterinary medicine (DVM) and master’s degree in biomedical sciences (MS) from the Colorado State University College of Veterinary Medicine and Biomedical Sciences. She has also earned the highest membership status of fellow within the American Academy of Medical Acupuncture (FAAMA), a physician acupuncture leadership organization. For several years, Dr. Robinson has served on the American Board of Medical Acupuncture, the board-certifying organization for physician medical acupuncturists.

Dr. Robinson writes a monthly complementary medicine column for *Veterinary Practice News*. In 2010 she received the honor of inclusion in *The Bark* magazine’s “Bark’s 100: The Best and Brightest” list of top “innovators, thinkers, and achievers who relished challenges and whose creativity, compassion, and commitment helped reshape the world of dogs and our understanding of it.”



A full list of faculty and clinical preceptors appears on the website.

Course Information

Session I:

Structure-Function Relationships of Medical Acupuncture and Related Techniques

- **Medical Acupuncture Overview; How and Why It Became the Treatment of Choice for Leading Medical Professionals** – Follow the transformational growth of acupuncture from a metaphorical treatment steeped in mystery and mistakes to its metamorphosis into a modern medical intervention based on the principles of neuromodulation.
- **Neuromodulation as the Basis of Acupuncture** – Review the central, peripheral, and autonomic nervous system components.
- **The Anatomy of Acupuncture** – Learn the structure-function relationships of the fourteen acupuncture channels, their neurovascular features, and clinical significance.
- **From Needle to Nerve** – Explore the biology of acupuncture point stimulation through an examination of the needle-tissue interface.
- **Physiology of Acupuncture Analgesia** – Learn how acupuncture alleviates pain and suffering through its effects on the central, peripheral, and autonomic nervous systems.
- **Laser Therapy: Modern Moxibustion?** – Understand how laser therapy works, compared and contrasted to moxibustion, the ancient art of warming points.
- **Acupuncture Needling Laboratory** – Learn how to safely and swiftly insert acupuncture needles and initiate neuromodulation.
- **Adverse Events and How to Avoid Them** – Follow this in-depth analysis of why problems arise when they do, and how to avoid them through prudent practice.
- **Big Equine Points and What They Do** – Investigate the structure-function relationships of important points in the horse.
- **Big Canine Points and What They Do** – Build insight into the structure-function relationships of important points in the dog.
- **Somatovisceral and Viscerosomatic Connections and Acupuncture** – Understand how needling the soma impacts internal organs and how internal organ dysfunction shows up in the soma.
- **Equine and Canine Acupuncture Channel and Point-Finding Laboratories** – Small groups meet and circulate with varying Clinical Preceptors to learn the basics of finding and stimulating key acupuncture points on live animals
- **Back to the Anatomy Lab** – A trip to the CSU Anatomy Lab. Review skeletal features and learn their relationships to acupuncture points, thereby reinforcing topographical and palpatory anatomy. Examine the connections between acupuncture points and soft tissues (muscles, nerves, vessels, and ligaments) through the study of plastinated specimens in a variety of species.

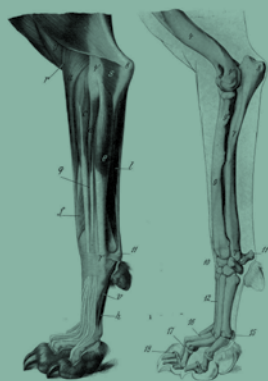
MAV Grads!

Already a MAV grad? Have you seen our updated curriculum? Whether you want to sharpen your understanding of SMART fundamentals (Session I), refine your point selection strategies based on evidence-informed insights (Session II), or join us in a small animal/exotic or farm animal/equine track, we assure you a vibrant, high-quality, state-of-the-art experience as a returning grad to one or more of our MAV sessions.



“All 4 sessions complemented each other very nicely. A fun and educating experience.”

~ Former Student



Course Information

- **Equine Treatment Demonstration** – See what you'll be able to do once you complete the program!
- **Trigger Point Pathophysiology, Palpation, and Deactivation** – Trigger point deactivation is a mainstay of any integrative pain practice. Start off right by learning the fundamentals of trigger point pathology and treatment.
- **Kim's How-to-Get-Started Lecture** – Boost your ability to create presentations to your community and practice affiliates! Dr. Kim Vanderholm provides a template presentation and explains its usage to give you a boost for your first talk on acupuncture.
- **Equine Acupuncture from a Surgeon's Perspective** – Enjoy hearing about the journey of an equine surgeon as she introduced acupuncture into a conventional practice and skeptical environment. Learn how you, too, can win over your colleagues through your work as a rational, science-based acupuncture practitioner.
- **Acupuncture Facts and Fallacies** – Begin today to critically evaluate acupuncture claims, techniques, and research methodologies to propel the field forward as a legitimate medical intervention.

Session II:

Clinical Applications of Medical Acupuncture and Related Techniques

- **Making Sense of the Five Phases Biopsychotypes** – Science has found that certain personality types link with physical propensities. Learn the connection between genetics, behavior, and the body as seen through both ancient Chinese observations and modern medical interpretations.
- **Homeostatic Points** – Learn the link between historically named “master points” and major autonomic nerve pathways.
- **Evidentially Informed, Neuroanatomically Based Treatments** – Learn best practices based on science and evidence and involving needling, electrical stimulation, laser therapy, and touch for the following conditions:
 - o Head Trauma, Spinal Cord Injury, and Disk Disease
 - o Cranial Nerve Injury and Peripheral Neuropathy
 - o Orthopedic Problems
 - o Urinary Ailments and Voiding Dysfunction
 - o Reproductive Disorders
 - o Gastrointestinal Dysfunction
 - o Orofacial Pain
 - o Cardiac Problems
 - o Respiratory Disorders
 - o Critical Care and Emergency Treatment
 - o Rehabilitation
 - o Ophthalmologic Conditions and Considerations
 - o Issues with Immunity, Allergy, and Immune Deficiency
 - o Dermatology and Otolaryngology



“After 20 years of practice I can finally practice the type of caring, healing medicine that I had imagined doing because you so skillfully and compassionately taught me.”

~ Former Student

“Adding acupuncture to your practice gives veterinarians more tools to use to treat animals and increase the animals' quality of life. Acupuncture works on all species and the results I have seen over the last 15 years doing acupuncture have convinced me of its value.”

~ Priscilla Dressen, DVM
Clinical Preceptor



Course Information

- **Is Acupuncture Purely Placebo?** – Find out for yourself the facts about acupuncture and placebos. Learn why approaching acupuncture as neuromodulation rather than metaphors and energy movement can mean the difference between strong and poor research methodology that allows us to better differentiate between verum and sham acupuncture. Examine the mechanisms of placebo responses neurophysiologically. How do the mechanisms of acupuncture and placebo administration resemble one another and where do they significantly differ? Challenge the naysayers about acupuncture to consider the facts concerning neurophysiology and help educate our colleagues and clients utilizing scientific truth.
- **Acupuncture and Drugs: When and How They Mix** – Persistent myths have circulated within the acupuncture community for years, such as fears about opioids and corticosteroids negating the benefits of acupuncture. Learn why these are inaccurate and misleading; practice from a fact-based perspective and confidently introduce medications appropriately alongside your acupuncture treatments.
- **Electroacupuncture Basics** – Integrating electrical stimulation into the acupuncture session requires technical know-how and skill to optimize outcomes and ensure safety. MAV teaches and tests on electroacupuncture basics to provide you confidence and experience in utilizing this equipment.
- **Neuromodulation through Touch** – The basics of soft tissue therapy (massage) and work with your hands assist with neuromodulation to improve outcomes and patient cooperation.
- **The Physiology of Stress** – Stress takes a toll on us as well as our animals. Review the emotional and physical sources of stress that influence not only us but also our patients. Become aware of the physiologic repercussions that ensue and find out how to address them by incorporating SMART into your practice and by adapting your practice surroundings to slow down and allow life to unfold more peacefully.

“Everyone was terrific and the CPs were fantastic—could not have learned this info so easily without you. Probably the best CE I’ve ever done.”

~ Former Student

Session III:

Equine, Large Animal, and Animals Used for Food and Fiber

- **Equine Gastrointestinal Ailments and Colic** – Learn why medical acupuncture has become an integral component of this equine surgeon’s treatment of colic and other gastrointestinal conditions. Build insight into why and when to consider acupuncture for colic by considering both the pathophysiology that precipitates ileus and the neurophysiology of acupuncture that helps restore appropriate motility.
- **Diagnosis and Acupuncture Treatment of Equine Lameness** – Feel like you’re missing the complete picture in finding the cause of lameness in large animals? Do only pharmacotherapy and stall rest yield unsatisfactory results? See how an equine surgeon has learned to determine the sources of lameness more accurately and treat the problem more effectively by including myofascial palpation and medical acupuncture.
- **An Equine Surgeon’s Acupuncture Cases** – Introducing medical acupuncture into a surgical equine practice can seem daunting. Hear how a scientifically oriented veterinary medical acupuncturist and equine surgeon instilled in her associates trust and confidence in her ability. Because medical acupuncture relies on rational rather than mystical mechanisms, teaching our colleagues and clients how acupuncture helps animals becomes straightforward and convincing. The evidence speaks for itself.



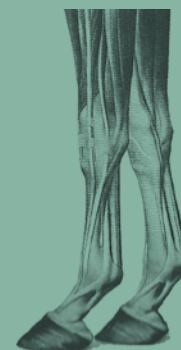
Course Information

- **More Equine Acupuncture Points and Associated Neurovascular Anatomy** – Incorporate additional acupuncture points into your knowledge base; equine and large animal practitioners will benefit by the increased flexibility that an expanded point system provides.
- **Saddle Fit for the Veterinary Medical Acupuncturist** – Poor saddle fit contributes to as much as 70% of equine back pain. Learn which anatomical structures saddle misfit affects. Know the parts of a saddle and associated terminology that will help you communicate with horse guardians and saddlers. Find out how to evaluate saddle fit, isolate behavior associated with poor fit, what measuring techniques and adjustments are available, and how acupuncture alleviates some of the back pain this common problem engenders.
- **Acupuncture for Farm Animals Used for Food, Fiber, and Companionship** – MAV knows you want a no-nonsense approach for your cattle, sheep, goat, pig, and camelid practice. We cover the basics you need to know as you translate the acupuncture neuromatrix across these unique species and adapt your techniques to the specific requirements their temperaments and stations in life demand. Our hands-on treatment lab follows the didactic instruction and affords you time to develop confidence and needling expertise.
- **The Equine Myofascial Evaluation Examination** – A vital component of nearly every acupuncture assessment and treatment you will perform, the myofascial evaluation discloses the pain and restriction your patients have been harboring for days, months, years, or a lifetime. Understand their challenges from a palpatory perspective and you will definitively isolate their sources of discomfort and your targets for treatment.
- **The Equine Foot** – Acupuncture points around the hoof have been misunderstood and mischaracterized for decades, with all the points from five-toed and five-fingered species placed randomly around the coronary band. Not all points on the fingers and toes of the human belong on the horse. Take a neuroanatomic look at the nerves and vessels that subserve the foot and learn why you should never allow yourself to be coaxed into believing in invisible energy lines and dots as substitutes for legitimate neurovascular channels and key entry zones.
- **Equine Back Pain** – Find and successfully address the causes, sites, and sources of back pain in the horse. Your patients will welcome you back time and again when they find out what you can do for them and how well you relieve their suffering.
- **Neuroanatomically Based Point Formulae, Presented in Case-Based Format** – Test your knowledge and ability to create neuroanatomically based neuromodulation protocols in this case-based interactive discussion.
- **Case Discussions in Small Groups** – Learn from your classmates, share your work thus far. Show us what you can do and what you still need to learn. Develop camaraderie in class that continues well after you complete the course!
- **Quick and Easy Massage Techniques for the Equine Patient** – Learn simple and straightforward hands-on approaches that help calm the horse while you are working. As part of the SMART protocol, soft tissue therapy is an important adjunct to acupuncture. Find out how to use your hands to strengthen your diagnostic acumen and more deeply relax your patient to allow more successful neuromodulation.



“Learning acupuncture and having the opportunity to learn it from Dr. Robinson has been one of the best experiences of my academic career to date.”

~ Former Student





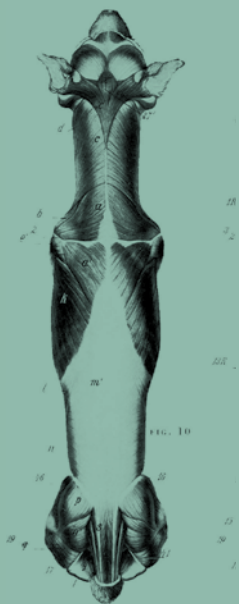
Course Information

Session IV: Small Animal and Exotics

- **“Catupuncture”** – Approach cats correctly and they will tolerate acupuncture well. Learn what cats need to feel safe and relaxed. In so doing, you will find ways to understand feline patients. Reduce pain, improve gastrointestinal motility, address musculoskeletal issues and treat urinary disorders.
- **Evidential Basis of Surgical vs. Non-Surgical Treatment for Disk Disease in Dogs** – Veterinary medicine has changed significantly over the past decades; the old mantras that recommend euthanasia as the sole alternative to surgery are outdated and unethical. Learn the truth behind conservative/alternative and surgical approaches and practice from an evidentially informed perspective that delivers hope to the spinal-cord injured.
- **Medical Acupuncture for Cancer Patients** – Medical acupuncture can definitively improve the lives of cancer patients by reducing pain, improving mobility, and countering the malaise that afflicts those undergoing conventional care. At the same time, it is imperative that scientifically based practitioners separate fact from fiction and be able to sidestep the folklore and fantasy that have infiltrated the field of acupuncture for cancer patients.
- **More Small Animals Acupuncture Points and Associated Neurovascular Anatomy** – Learn additional acupuncture points for cats and dogs and when you may need to rely on them in practice.
- **Canine Neurologic Examination Review** – Don’t fall into the trap of assuming a dog has hip arthritis when the problem is thoracolumbar myelopathy. Likewise, don’t determine that all dogs who are weak in the hind end have disk disease. It is important to discern which problems are neurologic in origin as well as the lesion location(s).
- **Neuromodulating Birds and Bunnies** – Medical acupuncture and related techniques help birds and rabbits as well as cats and dogs. Watch videos demonstrating ways to adapt the principles and practice of medical acupuncture to raptors and small exotics.
- **Canine Massage Techniques for Relaxation** – Incorporate soft tissue techniques and see your patients relax immediately and enjoy the treatment. Adopt simple massage approaches that will encourage your patients to partner with you in their care.
- **Perioperative Neuromodulation** – Acupuncture before, during, and after surgery can reduce anesthetic requirements and post-operative medication needs. Be able to treat your patients appropriately by instituting acupuncture judiciously in the perioperative period.
- **Case Discussions in Small Groups** – This is your opportunity to bring your tough cases and questions to the group. Learn how others address challenging cases and hear their often astounding outcomes!
- **Practicing SMART in the ER, Critical Care Unit, and Rehabilitation Center** – See how neuromodulation fits in snugly with other approaches in the critical care and rehabilitation setting.
- **Integrative Pain Medicine Approaches** – The SMART approach works well side by side with pharmaceuticals to create a stellar multimodal pain medicine treatment paradigm.
- **Exotic Animal Acupuncture** – From hedgehogs to raptors to turtles, snakes, and iguanas, SMART protocols offer important adjunctive avenues for healing in exotic practice. Learn from a former exotics instructor from CSU, both through didactic instruction and observation of neuromodulation in action.

“I would highly recommend this course to anyone who wants to learn a great technique to add to their practice!”

~ Former Student



Course Information

Admission Eligibility

Registrants must be either licensed veterinarians or hold an equivalent right to practice veterinary medicine such as serving as faculty in a veterinary college, or fourth-year veterinary students with written permission from their college dean or dean's office.

Certification of Completion

Satisfactory completion of the program requires attending all lectures and laboratories, as well as achieving a passing grade on the written and practical examinations.

Location

Lectures and laboratories will be held at the Fort Collins Marriott (350 E. Horsetooth Road) and on the CSU College of Veterinary Medicine and Biomedical Sciences campus.

Accommodations

Hotel accommodations are the responsibility of each participant. A **\$114 per night (plus room tax) reduced rate has been obtained for course participants at the Fort Collins Marriott, 350 E. Horsetooth Road, Fort Collins, CO 80525.** A credit card is required to guarantee a room. For information and reservations, call 800.342.4398 or visit www.marriott.com. Indicate that you are attending the Medical Acupuncture for Veterinarians course in order to receive the special rate. You need to make your hotel reservations at least one month prior to each session to receive the special rate. The cut-off dates are as follows: January 10, 2012—Session I; February 14, 2012—Session II; March 20, 2012—Session III; April 10, 2012—Session IV.

Transportation

Travel arrangements to and from Fort Collins, CO, are the responsibility of each participant. Fort Collins is located approximately 60 miles north of Denver on Interstate 25. Airline passengers should fly into Denver International Airport and use a rental car or shuttle service to and from Fort Collins. Ground shuttle service from the airport to the Fort Collins Marriott can be arranged with Super Shuttle by calling 970.686.9999. Bus transportation to off-site labs will be available.

Course Cancellation and Refunds

CSU and CVMA reserve the right to cancel the course or any session(s), and to change dates or venue of the sessions. A full refund is given if the course is cancelled. The registration fee is not refundable after the start of the program. The \$500 deposit is non-refundable. If a written request for a refund is made on or before December 1, 2011, 75% of course tuition will be refunded. If a written request is made on or before January 13, 2012, 50% of course tuition will be refunded. No refunds will be given after January 13, 2012. To cancel, please contact the Colorado Veterinary Medical Association at 303.318.0447. In cases of bereavement or exceptional medical circumstances, a request to postpone taking a session to the immediately following year may be considered, provided that the course continues that following year. The request must be submitted in writing and an enrollment change fee of \$250 per session must accompany the request. The enrollment change fee is non-refundable unless the course is not offered during the immediately following year.

Recording

No audio or visual recording is permissible at any time by any non-course faculty or staff.



Course size is limited to ensure high-quality instruction for all participants.

Note: Lecture sequences may vary from year to year.

For More Information

For additional information about course content, contact:

Dr. Narda Robinson at Narda.Robinson@colostate.edu or 970.221.4535.

For general information and submission of payments contact:

Colorado Veterinary Medical Association
191 Yuma Street
Denver, CO 80223

P: 303.318.0447

F: 303.318.0450

or email

BonnieYorby@colovma.org.

Registration Form



Medical Acupuncture
for Veterinarians

Medical Acupuncture for Veterinarians 2012 Program • Fort Collins, Colorado

Course size is limited to ensure high-quality instruction for all participants. Registrations are accepted on a first-come basis until maximum enrollment is reached.

Name _____

Preferred Name on Badge _____

DVM VMD Student Other _____

Practice Focus (check all that apply): General Large animal Small animal Equine Exotic Other (specify)

Clinic Name and Address (preferred mailing address) _____

Home Address (preferred mailing address) _____

Veterinary College and Year of Graduation _____

State Where Licensed/Veterinary License Number (please include photocopy of license) _____

Work Phone _____

Cell Phone _____

Home Phone _____

Email Address _____

	Early Bird Registration Fees* Register by October 3, 2011	Registration Fees* After October 3, 2011
<input type="checkbox"/> Veterinarians	<input type="checkbox"/> \$6,459 all sessions <input type="checkbox"/> \$5,269 for 3 of 4 sessions <input type="checkbox"/> \$6,459 for 2, 10-days sessions (if space available) <input type="checkbox"/> \$5,269 for 2-week session, 3 of 4	<input type="checkbox"/> \$6,739 all sessions <input type="checkbox"/> \$5,639 for 3 of 4 sessions <input type="checkbox"/> \$6,739 for 2, 10-days sessions (if space available) <input type="checkbox"/> \$5,639 for 2-week session, 3 of 4
<input type="checkbox"/> Fourth-year Veterinary Student**	<input type="checkbox"/> \$6,189 all sessions <input type="checkbox"/> \$5,089 for 3 of 4 sessions <input type="checkbox"/> \$6,189 for 2, 10-days sessions (if space available) <input type="checkbox"/> \$5,089 for 2-week session, 3 of 4	<input type="checkbox"/> \$6,459 all sessions <input type="checkbox"/> \$5,359 for 3 of 4 sessions <input type="checkbox"/> \$6,459 for 2, 10-days sessions (if space available) <input type="checkbox"/> \$5,359 for 2-week session, 3 of 4
<input type="checkbox"/> CVMA Members*** (veterinarians only)	<input type="checkbox"/> \$6,189 all sessions <input type="checkbox"/> \$5,089 for 3 of 4 sessions <input type="checkbox"/> \$6,189 for 2, 10-days sessions (if space available) <input type="checkbox"/> \$5,089 for 2-week session, 3 of 4	<input type="checkbox"/> \$6,459 all sessions <input type="checkbox"/> \$5,359 for 3 of 4 sessions <input type="checkbox"/> \$6,459 for 2, 10-days sessions (if space available) <input type="checkbox"/> \$5,359 for 2-week session, 3 of 4
<input type="checkbox"/> Returning MAV Grads	<input type="checkbox"/> \$1,269 one session	<input type="checkbox"/> \$1,549 one session

NOTE: Please reference page 2 for detailed explanation of registration options

Specify track if taking 3 sessions:

- Equine and farm animal track
- Small animal and exotics track, April 16-20, 2012 (intensive course)
- Small animal and exotics track, May 2-6, 2012

Contact Bonnie Yordy if you have questions about registration: BonnieYordy@colovma.org or 303.539.7274

Registration Form

*The fee includes lecture notes, laboratory supplies, breakfast, lunch and refreshments during breaks.

** Fourth-year students must provide written permission from the veterinary school's Dean's Office.

***CVMA Members can receive these discounts if they register and pay by December 1, 2011.

This application cannot be processed without a **non-refundable** \$500 deposit accompanying this form and a photocopy of a veterinary license or a letter from your school verifying that you are in good standing, if a veterinary student, or that you are employed as a veterinarian, if a college faculty member not required to hold a veterinary license. The remaining course fee is due by December 1, 2011, and can be paid by 3 installments or in full. A confirmation will be sent within 14 days of receipt of registration. Please do not make travel arrangements until written confirmation has been received. If a written request for a refund is made on or before December 1, 2011, 75% of course tuition will be refunded. If a written request is made on or before January 13, 2012, 50% of course tuition will be refunded. No refunds will be given after January 13, 2012.

I understand that by submitting this registration form and \$500 deposit to reserve a seat in the upcoming MAV course that the \$500 deposit is non-refundable.

Signature required to register _____

Payment Information

Visa MasterCard

Credit card number _____

Expiration date _____ 3-digit security code _____

Name on card _____ Billing address zip code _____

Signature _____

Please bill my credit card in the following 3 installments (specify dates and amount of each):

(The remaining course fee is due by December 1, 2011). _____

Check Number _____ *Checks should be made payable to the Colorado Veterinary Medical Association*

Other Information

Dietary needs: Vegetarian Vegan Other _____

Return this form along with a photocopy of your veterinary license to CVMA via fax at 303.318.0450 or by mail to Colorado Veterinary Medical Association, 191 Yuma Street, Denver, CO 80223.